




PROSOCO®

Concrete Floor Maintenance Guidelines


brought to you by



Daily cleaning:




1. Dust, mop or sweep loose materials from the surface to be cleaned.



2. **OPTIONAL:** Use PROSOCO DailyKlean either in the automatic scrubber or with a mop.

Spill cleanup:




Spills should be cleaned up immediately using the appropriate PROSOCO Consolideck product.


Deep cleaning:



1. When cleaning floors, position "wet floor" signs around area to be cleaned.




2. Sweep loose materials from the surface to be cleaned.



3. Pre-clean oil spots or other deep stains with the appropriate PROSOCO Consolideck product.



4. Fill automatic scrubber with water and add LSKlean Ultra 15 or 30.



5. Auto scrub with LSKlean Ultra 15 or 30 and appropriate white pads* or soft white nylon bristle maintenance brushes. Be sure to mop up excess cleaner and dissolved contaminants.

*Warning:

Please be advised of proper use of pad drivers. Pad drivers must be used with appropriate white pads and not alone. If used alone, it could significantly damage the floor.

Please ensure that employees read and understand the product label and Safety Data Sheets before using PROSOCO products. These documents contain directions for use, hazard warnings, precautionary statements and first aid procedures.

Consolideck®

CONCRETE FLOORING PRODUCTS You. Us. The project.

For product purchasing & technical questions, contact:



800.896.8665 www.runyonsurfaceprep.com