










## Suggested Dye Application Chart (per concrete hardness or density)

NOTE: always perform a water absorption test to determine what grit level the dye will absorb at.

<p>Hard or Dense Concrete:</p>	<p>100 grit →</p>	<p>dye</p> 	<p>→ densify</p> 	<p>→ 200 grit →</p>	
<p>Medium Concrete:</p>	<p>200 grit →</p>	<p>dye</p> 	<p>→ densify</p> 	<p>→ 400 grit →</p>	
<p>Soft or Porous Concrete:</p>	<p>densify</p> 	<p>→ Densify in the low grit stages</p>	<p>→ 400 grit →</p>	<p>dye</p> 	<p>→ densify</p> 
<p>High Moisture Concrete:</p>	<p>200 grit →</p>	<p>dye</p> 	<p>→ densify</p> 	<p>→ 400 grit →</p>	<p>dye</p> 